

**MONTHLY REPORT OF DISBURSEMENTS**  
For the month of July 2022


Department **State Universities and Colleges (SUCs)**  
 Agency/Entity **Cagayan State University**  
 Operating Unit **< not applicable >**  
 Organization Code (UACS) **08 022 000000**  
 Fund Cluster **01 Regular Agency Fund**

Particulars	Current Year Budget					Prior Year's Budget										Trust Liabilities				Grand Total					Remarks					
	PS	MOOE	FinEx	CO	TOTAL	Prior Year's Accounts Payable					Current Year's Accounts Payable					TOTAL	SUB-TOTAL	PS	MOOE	CO	TOTAL	PS	MOOE	FinEx		CO	TOTAL			
						PS	MOOE	FinEx	CO	Sub-Total	PS	MOOE	FinEx	CO	Sub-Total													PS	MOOE	CO
1	2	3	4	5	6=(2+3+4+5)	7	8	9	10	11=(7+8+9+10)	12	13	14	15	16=(12+13+14+15)	17=(11+16)	18=(6+17)	19	20	21	22=(19+20+21)	23	24	25	26	27=(23+24+25+26)	28			
CASH DISBURSEMENTS	43,798,798.58	6,312,414.50	0.00	0.00	50,111,213.08	0.00	0.00	0.00	0.00	1,797,728.79	1,797,728.79	0.00	0.00	0.00	0.00	1,797,728.79	51,908,941.87	0.00	0.00	0.00	0.00	43,798,798.58	6,312,414.50	0.00	1,797,728.79	51,908,941.87				
Notice of Cash Allocation (NCA)	43,798,798.58	6,312,414.50	0.00	0.00	50,111,213.08	0.00	0.00	0.00	0.00	1,797,728.79	1,797,728.79	0.00	0.00	0.00	0.00	1,797,728.79	51,908,941.87	0.00	0.00	0.00	0.00	43,798,798.58	6,312,414.50	0.00	1,797,728.79	51,908,941.87				
MDS Checks Issued	490,665.33	29,240.00	0.00	0.00	519,905.33	0.00	0.00	0.00	0.00	0.00	0.00	0.00	0.00	0.00	0.00	0.00	519,905.33	0.00	0.00	0.00	0.00	490,665.33	29,240.00	0.00	0.00	519,905.33				
Advice to Debit Account	43,308,133.25	6,283,174.50	0.00	0.00	49,591,307.75	0.00	0.00	0.00	0.00	1,797,728.79	1,797,728.79	0.00	0.00	0.00	0.00	1,797,728.79	51,389,036.54	0.00	0.00	0.00	0.00	43,308,133.25	6,283,174.50	0.00	1,797,728.79	51,389,036.54				
Notice of Transfer Allocations (NTA)	0.00	0.00	0.00	0.00	0.00	0.00	0.00	0.00	0.00	0.00	0.00	0.00	0.00	0.00	0.00	0.00	0.00	0.00	0.00	0.00	0.00	0.00	0.00	0.00	0.00	0.00	0.00			
MDS Checks Issued	0.00	0.00	0.00	0.00	0.00	0.00	0.00	0.00	0.00	0.00	0.00	0.00	0.00	0.00	0.00	0.00	0.00	0.00	0.00	0.00	0.00	0.00	0.00	0.00	0.00	0.00	0.00	0.00		
Advice to Debit Account	0.00	0.00	0.00	0.00	0.00	0.00	0.00	0.00	0.00	0.00	0.00	0.00	0.00	0.00	0.00	0.00	0.00	0.00	0.00	0.00	0.00	0.00	0.00	0.00	0.00	0.00	0.00	0.00		
Working Fund for FAPs	0.00	0.00	0.00	0.00	0.00	0.00	0.00	0.00	0.00	0.00	0.00	0.00	0.00	0.00	0.00	0.00	0.00	0.00	0.00	0.00	0.00	0.00	0.00	0.00	0.00	0.00	0.00	0.00		
Cash Disbursement Ceiling (CDC)	0.00	0.00	0.00	0.00	0.00	0.00	0.00	0.00	0.00	0.00	0.00	0.00	0.00	0.00	0.00	0.00	0.00	0.00	0.00	0.00	0.00	0.00	0.00	0.00	0.00	0.00	0.00	0.00		
<b>TOTAL CASH DISBURSEMENTS</b>	<b>43,798,798.58</b>	<b>6,312,414.50</b>	<b>0.00</b>	<b>0.00</b>	<b>50,111,213.08</b>	<b>0.00</b>	<b>0.00</b>	<b>0.00</b>	<b>0.00</b>	<b>1,797,728.79</b>	<b>1,797,728.79</b>	<b>0.00</b>	<b>0.00</b>	<b>0.00</b>	<b>0.00</b>	<b>1,797,728.79</b>	<b>51,908,941.87</b>	<b>0.00</b>	<b>0.00</b>	<b>0.00</b>	<b>0.00</b>	<b>43,798,798.58</b>	<b>6,312,414.50</b>	<b>0.00</b>	<b>1,797,728.79</b>	<b>51,908,941.87</b>				
NON-CASH DISBURSEMENTS	3,958,617.50	1,186,240.23	0.00	0.00	5,144,857.73	0.00	0.00	0.00	0.00	0.00	0.00	0.00	0.00	0.00	0.00	0.00	5,144,857.73	0.00	0.00	0.00	0.00	3,958,617.50	1,186,240.23	0.00	0.00	5,144,857.73				
Tax Remittance Advices Issued (TRA)	3,958,617.50	1,186,240.23	0.00	0.00	5,144,857.73	0.00	0.00	0.00	0.00	0.00	0.00	0.00	0.00	0.00	0.00	0.00	5,144,857.73	0.00	0.00	0.00	0.00	3,958,617.50	1,186,240.23	0.00	0.00	5,144,857.73				
Non-Cash Availment Authority (NCAA)	0.00	0.00	0.00	0.00	0.00	0.00	0.00	0.00	0.00	0.00	0.00	0.00	0.00	0.00	0.00	0.00	0.00	0.00	0.00	0.00	0.00	0.00	0.00	0.00	0.00	0.00	0.00	0.00		
Disbursements effected through outright deductions from claims (please specify...)	0.00	0.00	0.00	0.00	0.00	0.00	0.00	0.00	0.00	0.00	0.00	0.00	0.00	0.00	0.00	0.00	0.00	0.00	0.00	0.00	0.00	0.00	0.00	0.00	0.00	0.00	0.00	0.00		
Overpayment of expenses(e.g. personnel benefits)	0.00	0.00	0.00	0.00	0.00	0.00	0.00	0.00	0.00	0.00	0.00	0.00	0.00	0.00	0.00	0.00	0.00	0.00	0.00	0.00	0.00	0.00	0.00	0.00	0.00	0.00	0.00	0.00	0.00	
Restitution for loss of government property	0.00	0.00	0.00	0.00	0.00	0.00	0.00	0.00	0.00	0.00	0.00	0.00	0.00	0.00	0.00	0.00	0.00	0.00	0.00	0.00	0.00	0.00	0.00	0.00	0.00	0.00	0.00	0.00	0.00	
Liquidated damages and similar claims	0.00	0.00	0.00	0.00	0.00	0.00	0.00	0.00	0.00	0.00	0.00	0.00	0.00	0.00	0.00	0.00	0.00	0.00	0.00	0.00	0.00	0.00	0.00	0.00	0.00	0.00	0.00	0.00	0.00	
Others (e.g. TEF, B.T, Docs Stamp, etc.)	0.00	0.00	0.00	0.00	0.00	0.00	0.00	0.00	0.00	0.00	0.00	0.00	0.00	0.00	0.00	0.00	0.00	0.00	0.00	0.00	0.00	0.00	0.00	0.00	0.00	0.00	0.00	0.00	0.00	
<b>TOTAL NON-CASH DISBURSEMENTS</b>	<b>3,958,617.50</b>	<b>1,186,240.23</b>	<b>0.00</b>	<b>0.00</b>	<b>5,144,857.73</b>	<b>0.00</b>	<b>0.00</b>	<b>0.00</b>	<b>0.00</b>	<b>0.00</b>	<b>0.00</b>	<b>0.00</b>	<b>0.00</b>	<b>0.00</b>	<b>0.00</b>	<b>0.00</b>	<b>5,144,857.73</b>	<b>0.00</b>	<b>0.00</b>	<b>0.00</b>	<b>0.00</b>	<b>3,958,617.50</b>	<b>1,186,240.23</b>	<b>0.00</b>	<b>0.00</b>	<b>5,144,857.73</b>				
<b>GRAND TOTAL</b>	<b>47,757,416.08</b>	<b>7,498,654.73</b>	<b>0.00</b>	<b>0.00</b>	<b>55,256,070.81</b>	<b>0.00</b>	<b>0.00</b>	<b>0.00</b>	<b>0.00</b>	<b>1,797,728.79</b>	<b>1,797,728.79</b>	<b>0.00</b>	<b>0.00</b>	<b>0.00</b>	<b>0.00</b>	<b>1,797,728.79</b>	<b>57,053,799.60</b>	<b>0.00</b>	<b>0.00</b>	<b>0.00</b>	<b>0.00</b>	<b>47,757,416.08</b>	<b>7,498,654.73</b>	<b>0.00</b>	<b>1,797,728.79</b>	<b>57,053,799.60</b>				


**SUMMARY**

Particulars	Previous Report	This Month	As at Date
(1)	(2)	(3)	(4)
Total Disbursement Authorities Received	472,119,372.52	61,616,540.73	533,735,913.25
NCA	419,873,829.00	56,471,683.00	476,345,512.00
NTA	0.00	0.00	0.00
Working Fund	23,280,038.21	0.00	23,280,038.21
TRA	28,965,505.31	5,144,857.73	34,110,363.04
CDC	0.00	0.00	0.00
NCAA	0.00	0.00	0.00
Less: Notice of Transfer of Allocations (NTA) issued	0.00	0.00	0.00
Total Disbursement Authorities Available	472,119,372.52	61,616,540.73	533,735,913.25
Less:	0.00	0.00	0.00
Lapsed NCA	0.00	0.00	0.00
Disbursements	448,205,939.73	57,053,799.60	505,259,739.33
Less: Other Non-Cash Disbursements	0.00	0.00	0.00
Disbursements effected through outright deductions from claims	0.00	0.00	0.00
Overpayment of expenses(e.g. personnel benefits)	0.00	0.00	0.00
Restitution for loss of government property	0.00	0.00	0.00
Liquidated damages and similar claims	0.00	0.00	0.00
Others (e.g. TEF, B.T, Docs Stamp, etc.)	0.00	0.00	0.00
Add/Less: Adjustments (e.g. cancelled/dated checks)	0.00	0.00	0.00
Balance of Disbursement Authorities as at date	23,913,432.79	4,562,741.13	28,476,173.92
Total Disbursements Program	629,191,000.00	84,837,000.00	714,028,000.00
Less: *Actual Disbursements	405,763,500.41	57,053,799.60	462,817,300.01
(Over)/Under spending	223,427,499.59	37,783,200.40	261,210,699.99

Notes: \* The use of NTA is discouraged  
 Notes: \*\* Amounts should tally with the grand total disbursement (column 27).

Certified Correct  
  
**MARIA REMEDIOS B. TANGONAN, CPA**  
 OIC - University Accountant  
 Date: 8/11/2022

Recommending Approval  
  
**EMERITA P. BERON, CPA**  
 FMO  
 Date: 8/11/2022

Approved By:  
  
**URDUJAN G. ALVARADO, Ph.D., CESO II**  
 University President  
 Date: 8/11/2022

**MONTHLY REPORT OF DISBURSEMENTS**  
For the month of August 2022

Department **State Universities and Colleges (SUCs)**  
 Agency/Entity **Cagayan State University**  
 Operating Unit **< not applicable >**  
 Organization Code (IUACS) **08 022 0000000**  
 Fund Cluster **01 Regular Agency Fund**


Particulars	Current Year Budget					Prior Year's Budget										Current Year's Accounts Payable					Trust Liabilities				Grand Total		
	PS	MOOE	FinEx	CO	TOTAL	PS	MOOE	FinEx	CO	Sub-Total	PS	MOOE	FinEx	CO	Sub-Total	TOTAL	SUB-TOTAL	PS	MOOE	CO	TOTAL	PS	MOOE	FinEx			
	1	2	3	4	5	6=(2+3+4+5)	7	8	9	10	11=(7+8+9+10)	12	13	14	15	16=(12+13+14+15)	17=(11+16)	18=(6+17)	19	20	21	22=(19+20+21)	23	24	25		
<b>CASH DISBURSEMENTS</b>	44,956,885.78	97,783,587.18	0.00	946,952.80	143,687,425.76	0.00	0.00	0.00	4,180,679.63	4,180,679.63	0.00	0.00	0.00	0.00	0.00	4,180,679.63	147,868,105.39	0.00	0.00	0.00	0.00	0.00	44,956,885.78	97,783,587.18	0.00		
Notice of Cash Allocation (NCA)	44,956,885.78	97,783,587.18	0.00	946,952.80	143,687,425.76	0.00	0.00	0.00	4,180,679.63	4,180,679.63	0.00	0.00	0.00	0.00	0.00	4,180,679.63	147,868,105.39	0.00	0.00	0.00	0.00	0.00	44,956,885.78	97,783,587.18	0.00		
MDS Checks Issued	576,829.78	0.00	0.00	0.00	576,829.78	0.00	0.00	0.00	0.00	0.00	0.00	0.00	0.00	0.00	0.00	0.00	576,829.78	0.00	0.00	0.00	0.00	0.00	576,829.78	0.00	0.00		
Advice to Debit Account	44,380,056.00	97,783,587.18	0.00	946,952.80	143,110,596.98	0.00	0.00	0.00	4,180,679.63	4,180,679.63	0.00	0.00	0.00	0.00	0.00	4,180,679.63	147,291,275.61	0.00	0.00	0.00	0.00	0.00	44,380,056.00	97,783,587.18	0.00		
Notice of Transfer Allocations (NTA)	0.00	0.00	0.00	0.00	0.00	0.00	0.00	0.00	0.00	0.00	0.00	0.00	0.00	0.00	0.00	0.00	0.00	0.00	0.00	0.00	0.00	0.00	0.00	0.00	0.00	0.00	
MDS Checks Issued	0.00	0.00	0.00	0.00	0.00	0.00	0.00	0.00	0.00	0.00	0.00	0.00	0.00	0.00	0.00	0.00	0.00	0.00	0.00	0.00	0.00	0.00	0.00	0.00	0.00	0.00	
Advice to Debit Account	0.00	0.00	0.00	0.00	0.00	0.00	0.00	0.00	0.00	0.00	0.00	0.00	0.00	0.00	0.00	0.00	0.00	0.00	0.00	0.00	0.00	0.00	0.00	0.00	0.00	0.00	
Working Fund for FAPs	0.00	0.00	0.00	0.00	0.00	0.00	0.00	0.00	0.00	0.00	0.00	0.00	0.00	0.00	0.00	0.00	0.00	0.00	0.00	0.00	0.00	0.00	0.00	0.00	0.00	0.00	
Cash Disbursement Ceiling (CDC)	0.00	0.00	0.00	0.00	0.00	0.00	0.00	0.00	0.00	0.00	0.00	0.00	0.00	0.00	0.00	0.00	0.00	0.00	0.00	0.00	0.00	0.00	0.00	0.00	0.00	0.00	
<b>TOTAL CASH DISBURSEMENTS</b>	44,956,885.78	97,783,587.18	0.00	946,952.80	143,687,425.76	0.00	0.00	0.00	4,180,679.63	4,180,679.63	0.00	0.00	0.00	0.00	0.00	4,180,679.63	147,868,105.39	0.00	0.00	0.00	0.00	0.00	44,956,885.78	97,783,587.18	0.00		
<b>NON-CASH DISBURSEMENTS</b>	3,901,467.97	494,737.66	0.00	0.00	4,396,205.63	0.00	0.00	0.00	0.00	0.00	0.00	0.00	0.00	0.00	0.00	4,396,205.63	0.00	0.00	0.00	0.00	0.00	0.00	3,901,467.97	494,737.66	0.00		
Tax Remittance Advices Issued (TRA)	3,901,467.97	494,737.66	0.00	0.00	4,396,205.63	0.00	0.00	0.00	0.00	0.00	0.00	0.00	0.00	0.00	0.00	4,396,205.63	0.00	0.00	0.00	0.00	0.00	0.00	3,901,467.97	494,737.66	0.00		
Non-Cash Availment Authority (NCAA)	0.00	0.00	0.00	0.00	0.00	0.00	0.00	0.00	0.00	0.00	0.00	0.00	0.00	0.00	0.00	0.00	0.00	0.00	0.00	0.00	0.00	0.00	0.00	0.00	0.00	0.00	
Disbursements effected through outright deductions from claims (please specify...)	0.00	0.00	0.00	0.00	0.00	0.00	0.00	0.00	0.00	0.00	0.00	0.00	0.00	0.00	0.00	0.00	0.00	0.00	0.00	0.00	0.00	0.00	0.00	0.00	0.00	0.00	
Overpayment of expenses(e.g. personnel benefits)	0.00	0.00	0.00	0.00	0.00	0.00	0.00	0.00	0.00	0.00	0.00	0.00	0.00	0.00	0.00	0.00	0.00	0.00	0.00	0.00	0.00	0.00	0.00	0.00	0.00	0.00	
Restitution for loss of government property	0.00	0.00	0.00	0.00	0.00	0.00	0.00	0.00	0.00	0.00	0.00	0.00	0.00	0.00	0.00	0.00	0.00	0.00	0.00	0.00	0.00	0.00	0.00	0.00	0.00	0.00	
Liquidated damages and similar claims	0.00	0.00	0.00	0.00	0.00	0.00	0.00	0.00	0.00	0.00	0.00	0.00	0.00	0.00	0.00	0.00	0.00	0.00	0.00	0.00	0.00	0.00	0.00	0.00	0.00	0.00	
Cancellation of documentary stamp (etc., etc.)	0.00	0.00	0.00	0.00	0.00	0.00	0.00	0.00	0.00	0.00	0.00	0.00	0.00	0.00	0.00	0.00	0.00	0.00	0.00	0.00	0.00	0.00	0.00	0.00	0.00	0.00	
<b>TOTAL NON-CASH DISBURSEMENTS</b>	3,901,467.97	494,737.66	0.00	0.00	4,396,205.63	0.00	0.00	0.00	0.00	0.00	0.00	0.00	0.00	0.00	0.00	4,396,205.63	0.00	0.00	0.00	0.00	0.00	0.00	3,901,467.97	494,737.66	0.00		
<b>GRAND TOTAL</b>	48,858,353.75	98,278,324.84	0.00	946,952.80	148,083,631.39	0.00	0.00	0.00	4,180,679.63	4,180,679.63	0.00	0.00	0.00	0.00	0.00	4,180,679.63	152,264,311.02	0.00	0.00	0.00	0.00	0.00	48,858,353.75	98,278,324.84	0.00		

**SUMMARY**

Particulars	Previous Report	This Month	As at Date
(1)	(2)	(3)	(4)
Total Disbursement Authorities Received	533,735,913.25	152,264,516.76	686,000,430.01
NCA	476,345,512.00	143,305,570.00	619,651,082.00
NTA	0.00	0.00	0.00
Working Fund	23,280,038.21	4,562,741.13	27,842,779.34
TRA	34,110,363.04	4,396,205.63	38,506,568.67
CDC	0.00	0.00	0.00
NCAA	0.00	0.00	0.00
Less: Notice of Transfer of Allocations (NTA) issued	0.00	0.00	0.00
Total Disbursement Authorities Available	533,735,913.25	152,264,516.76	686,000,430.01
Less:	0.00	0.00	0.00
Lapsed NCA	0.00	0.00	0.00
Disbursements	505,259,739.33	152,264,311.02	657,524,050.35
Less: Other Non-Cash Disbursements	0.00	0.00	0.00
Disbursements effected through outright deductions from claims	0.00	0.00	0.00
Overpayment of expenses(e.g. personnel benefits)	0.00	0.00	0.00
Restitution for loss of government property	0.00	0.00	0.00
Liquidated damages and similar claims	0.00	0.00	0.00
Others (e.g. TEF, BTI, Docs Stamp, etc.)	0.00	0.00	0.00
Add: Adjustments (e.g. cancelled/staled checks)	0.00	0.00	0.00
Balance of Disbursement Authorities as at date	28,476,173.92	205.74	28,476,379.66
Total Disbursements Program	724,028,000.00	93,193,000.00	817,221,000.00
Less: *Actual Disbursements	462,817,300.01	152,264,311.02	615,081,611.03
(Over)/Under spending	261,210,699.99	(59,071,311.02)	202,139,388.97

Notes: \* The use of NTA is discouraged  
 Notes: \*\* Amounts should tally with the grand total disbursement (column 27).

Certified Correct:

  
**MARIA REMEDIOS S. TANGONAN, CPA**


Date: September 13, 2022

Recommended Approved:

  
**EMERITA P. BERON, CPA**

Date: September 13, 2022

Approved By:

  
**URDUJAN S. ALVARADO, Ph.D., CESO II**

Date: September 13, 2022

CO	TOTAL	Remarks
26	27=(23+24+25+26)	28
5,127,632.43	147,868,105.39	
5,127,632.43	147,868,105.39	
0.00	576,829.79	
5,127,632.43	147,291,275.61	
0.00	0.00	
0.00	0.00	
0.00	0.00	
0.00	0.00	
0.00	0.00	
0.00	0.00	
5,127,632.43	147,868,105.39	
0.00	4,396,205.63	
0.00	4,396,205.63	
0.00	0.00	
0.00	0.00	
0.00	0.00	
0.00	0.00	
0.00	0.00	
0.00	4,396,205.63	
5,127,632.43	152,264,311.02	

**MONTHLY REPORT OF DISBURSEMENTS**  
For the month of September 2022


Department: State Universities and Colleges (SUCs)  
 Agency/Entity: Cagayan State University  
 Operating Unit: < not applicable >  
 Organization Code (UACS): 08 022 000000  
 Fund Cluster: 01 Regular Agency Fund


Particulars	Current Year Budget					Prior Year's Budget											SUB-TOTAL	Trust Liabilities				Grand Total					Remarks
	PS	MOOE	FinEx	CO	TOTAL	Prior Year's Accounts Payable					Current Year's Accounts Payable					TOTAL		PS	MOOE	CO	TOTAL	PS	MOOE	FinEx	CO	TOTAL	
						PS	MOOE	FinEx	CO	Sub-Total	PS	MOOE	FinEx	CO	Sub-Total												
1	2	3	4	5	6=(2+3+4+5)	7	8	9	10	11=(7+8+9+10)	12	13	14	15	16=(12+13+14+15)	17=(11+16)	18=(6+17)	19	20	21	22=(19+20+21)	23	24	25	26	27=(23+24+25+26)	28
CASH DISBURSEMENTS	43,688,240.95	2,875,142.30	0.00	3,637,074.59	50,200,457.84	0.00	0.00	0.00	4,461,397.23	4,461,397.23	0.00	0.00	0.00	0.00	0.00	4,461,397.23	54,661,855.07	0.00	0.00	0.00	0.00	43,688,240.95	2,875,142.30	0.00	8,098,471.82	54,661,855.07	
Notice of Cash Allocation (NCA)	43,688,240.95	2,875,142.30	0.00	3,637,074.59	50,200,457.84	0.00	0.00	0.00	4,461,397.23	4,461,397.23	0.00	0.00	0.00	0.00	0.00	4,461,397.23	54,661,855.07	0.00	0.00	0.00	0.00	43,688,240.95	2,875,142.30	0.00	8,098,471.82	54,661,855.07	
MDS Checks Issued	646,865.80	0.00	0.00	0.00	646,865.80	0.00	0.00	0.00	0.00	0.00	0.00	0.00	0.00	0.00	0.00	0.00	646,865.80	0.00	0.00	0.00	0.00	646,865.80	0.00	0.00	0.00	646,865.80	
Advice to Debit Account	43,041,375.15	2,875,142.30	0.00	3,637,074.59	49,553,592.04	0.00	0.00	0.00	4,461,397.23	4,461,397.23	0.00	0.00	0.00	0.00	0.00	4,461,397.23	54,014,989.27	0.00	0.00	0.00	0.00	43,041,375.15	2,875,142.30	0.00	8,098,471.82	54,014,989.27	
Notice of Transfer Allocations (NTA)	0.00	0.00	0.00	0.00	0.00	0.00	0.00	0.00	0.00	0.00	0.00	0.00	0.00	0.00	0.00	0.00	0.00	0.00	0.00	0.00	0.00	0.00	0.00	0.00	0.00	0.00	
MDS Checks Issued	0.00	0.00	0.00	0.00	0.00	0.00	0.00	0.00	0.00	0.00	0.00	0.00	0.00	0.00	0.00	0.00	0.00	0.00	0.00	0.00	0.00	0.00	0.00	0.00	0.00	0.00	0.00
Advice to Debit Account	0.00	0.00	0.00	0.00	0.00	0.00	0.00	0.00	0.00	0.00	0.00	0.00	0.00	0.00	0.00	0.00	0.00	0.00	0.00	0.00	0.00	0.00	0.00	0.00	0.00	0.00	0.00
Working Fund for FAPs	0.00	0.00	0.00	0.00	0.00	0.00	0.00	0.00	0.00	0.00	0.00	0.00	0.00	0.00	0.00	0.00	0.00	0.00	0.00	0.00	0.00	0.00	0.00	0.00	0.00	0.00	0.00
Cash Disbursement Ceiling (CDC)	0.00	0.00	0.00	0.00	0.00	0.00	0.00	0.00	0.00	0.00	0.00	0.00	0.00	0.00	0.00	0.00	0.00	0.00	0.00	0.00	0.00	0.00	0.00	0.00	0.00	0.00	0.00
<b>TOTAL CASH DISBURSEMENTS</b>	<b>43,688,240.95</b>	<b>2,875,142.30</b>	<b>0.00</b>	<b>3,637,074.59</b>	<b>50,200,457.84</b>	<b>0.00</b>	<b>0.00</b>	<b>0.00</b>	<b>4,461,397.23</b>	<b>4,461,397.23</b>	<b>0.00</b>	<b>0.00</b>	<b>0.00</b>	<b>0.00</b>	<b>0.00</b>	<b>4,461,397.23</b>	<b>54,661,855.07</b>	<b>0.00</b>	<b>0.00</b>	<b>0.00</b>	<b>0.00</b>	<b>43,688,240.95</b>	<b>2,875,142.30</b>	<b>0.00</b>	<b>8,098,471.82</b>	<b>54,661,855.07</b>	
NON-CASH DISBURSEMENTS	4,315,535.62	912,159.44	0.00	0.00	5,227,695.06	0.00	0.00	0.00	0.00	0.00	0.00	0.00	0.00	0.00	0.00	0.00	5,227,695.06	0.00	0.00	0.00	0.00	4,315,535.62	912,159.44	0.00	0.00	5,227,695.06	
Tax Remittance Advices Issued (TRA)	4,315,535.62	912,159.44	0.00	0.00	5,227,695.06	0.00	0.00	0.00	0.00	0.00	0.00	0.00	0.00	0.00	0.00	0.00	5,227,695.06	0.00	0.00	0.00	0.00	4,315,535.62	912,159.44	0.00	0.00	5,227,695.06	
Non-Cash Availment Authority (NCAA)	0.00	0.00	0.00	0.00	0.00	0.00	0.00	0.00	0.00	0.00	0.00	0.00	0.00	0.00	0.00	0.00	0.00	0.00	0.00	0.00	0.00	0.00	0.00	0.00	0.00	0.00	
Disbursements effected through outright deductions from claims (please specify...)	0.00	0.00	0.00	0.00	0.00	0.00	0.00	0.00	0.00	0.00	0.00	0.00	0.00	0.00	0.00	0.00	0.00	0.00	0.00	0.00	0.00	0.00	0.00	0.00	0.00	0.00	
Overpayment of expenses(e.g. personnel benefits)	0.00	0.00	0.00	0.00	0.00	0.00	0.00	0.00	0.00	0.00	0.00	0.00	0.00	0.00	0.00	0.00	0.00	0.00	0.00	0.00	0.00	0.00	0.00	0.00	0.00	0.00	
Restitution for loss or government property	0.00	0.00	0.00	0.00	0.00	0.00	0.00	0.00	0.00	0.00	0.00	0.00	0.00	0.00	0.00	0.00	0.00	0.00	0.00	0.00	0.00	0.00	0.00	0.00	0.00	0.00	
Liquidated damages and similar claims	0.00	0.00	0.00	0.00	0.00	0.00	0.00	0.00	0.00	0.00	0.00	0.00	0.00	0.00	0.00	0.00	0.00	0.00	0.00	0.00	0.00	0.00	0.00	0.00	0.00	0.00	
Others (e.g. TEF, BTR, Docs Stamp, etc.)	0.00	0.00	0.00	0.00	0.00	0.00	0.00	0.00	0.00	0.00	0.00	0.00	0.00	0.00	0.00	0.00	0.00	0.00	0.00	0.00	0.00	0.00	0.00	0.00	0.00	0.00	
<b>TOTAL NON-CASH DISBURSEMENTS</b>	<b>4,315,535.62</b>	<b>912,159.44</b>	<b>0.00</b>	<b>0.00</b>	<b>5,227,695.06</b>	<b>0.00</b>	<b>0.00</b>	<b>0.00</b>	<b>0.00</b>	<b>0.00</b>	<b>0.00</b>	<b>0.00</b>	<b>0.00</b>	<b>0.00</b>	<b>0.00</b>	<b>0.00</b>	<b>5,227,695.06</b>	<b>0.00</b>	<b>0.00</b>	<b>0.00</b>	<b>0.00</b>	<b>4,315,535.62</b>	<b>912,159.44</b>	<b>0.00</b>	<b>0.00</b>	<b>5,227,695.06</b>	
<b>GRAND TOTAL</b>	<b>48,003,776.57</b>	<b>3,787,301.74</b>	<b>0.00</b>	<b>3,637,074.59</b>	<b>55,428,152.90</b>	<b>0.00</b>	<b>0.00</b>	<b>0.00</b>	<b>4,461,397.23</b>	<b>4,461,397.23</b>	<b>0.00</b>	<b>0.00</b>	<b>0.00</b>	<b>0.00</b>	<b>0.00</b>	<b>4,461,397.23</b>	<b>59,889,550.13</b>	<b>0.00</b>	<b>0.00</b>	<b>0.00</b>	<b>0.00</b>	<b>48,003,776.57</b>	<b>3,787,301.74</b>	<b>0.00</b>	<b>8,098,471.82</b>	<b>59,889,550.13</b>	


**SUMMARY**

Particulars	Previous Report	This Month	As at Date
(1)	(2)	(3)	(4)
Total Disbursement Authorities Received	686,000,430.01	59,891,200.80	745,891,630.81
NCA	619,651,082.00	54,609,000.00	674,260,082.00
NTA	0.00	0.00	0.00
Working Fund	27,842,779.34	54,505.74	27,897,285.08
TRA	38,506,568.67	5,227,695.06	43,734,263.73
CDC	0.00	0.00	0.00
NCAA	0.00	0.00	0.00
Less: Notice of Transfer of Allocations (NTA)* issued	0.00	0.00	0.00
Total Disbursement Authorities Available	686,000,430.01	59,891,200.80	745,891,630.81
Less:	0.00	0.00	0.00
Lapsed NCA	0.00	0.00	0.00
Disbursements	657,524,050.35	59,889,550.13	717,413,600.48
Less: Other Non-Cash Disbursements	0.00	0.00	0.00
Disbursements effected through outright deductions from claims	0.00	0.00	0.00
Overpayment of expenses(e.g. personnel benefits)	0.00	0.00	0.00
Restitution for loss of government property	0.00	0.00	0.00
Liquidated damages and similar claims	0.00	0.00	0.00
Others (e.g. TEF, BTR, Docs Stamp, etc.)	0.00	0.00	0.00
Add/Less: Adjustments (e.g. cancelled/staled checks)	0.00	0.00	0.00
Balance of Disbursement Authorities as at date	28,476,379.66	1,650.67	28,478,030.33
Total Disbursements Program	817,221,000.00	88,204,000.00	905,425,000.00
Less: Actual Disbursements	657,524,050.35	59,889,550.13	717,413,600.48
(Over)/Under spending	159,696,949.65	28,314,449.87	188,011,399.52

Notes: \* The use of NTA is discouraged  
 Notes: \*\* Amounts should tally with the grand total disbursement (column 27).

Certified Correct:  
  
**MARIA REMEDIOS S. TANGONAN, CPA**  
 OIC - University Accountant  
 Date: October 8, 2022

Recommending Approval:  
  
**EMERITA P. JERON, CPA**  
 FMO Head  
 Date: October 8, 2022

Approved By:  
  
**URDUJAH G. ALVARADO, Ph.D., CESO II**  
 University President  
 Date: October 8, 2022

